



Соотнесите описание сверху с визуальным аналогом снизу.

- 1) Прямой ADE
- 2) \overleftrightarrow{AB} параллельна \overleftrightarrow{CD}
- 3) \overleftrightarrow{AD} пересекает \overleftrightarrow{BC} at point E
- 4) \overline{BE} пересекает \overleftrightarrow{CD}
- 5) \overleftrightarrow{AB} пересекает $\angle BCD$ at point B
- 6) Острый BDE
- 7) \overleftrightarrow{AC} перпендикулярна(рен) \overleftrightarrow{AD}
- 8) \overleftrightarrow{AB} пересекает \overleftrightarrow{AD}
- 9) \overleftrightarrow{BD} пересекает \overline{CE}
- 10) \overleftrightarrow{AC} параллельна \overleftrightarrow{EB}
- 11) D серединная точка CE
- 12) \overleftrightarrow{AE} пересекает \overleftrightarrow{DB}

Отвeты

1. _____

2. _____

3. _____

4. _____

5. _____

6. _____

7. _____

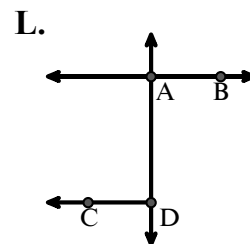
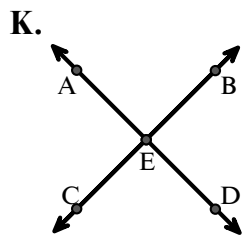
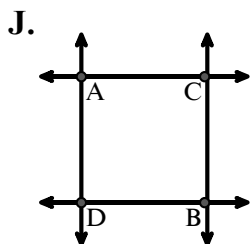
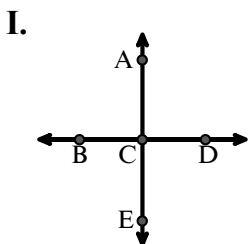
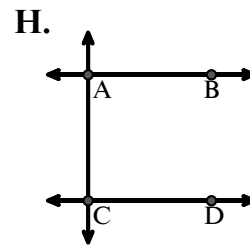
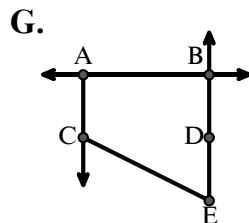
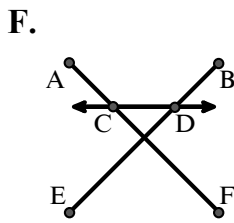
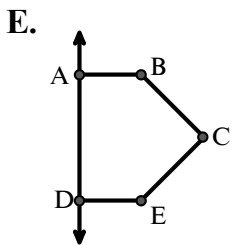
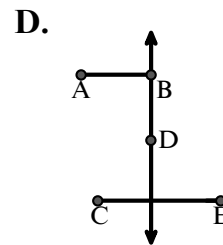
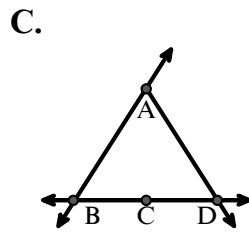
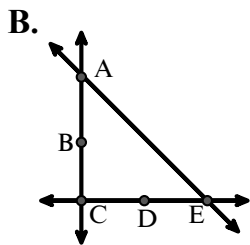
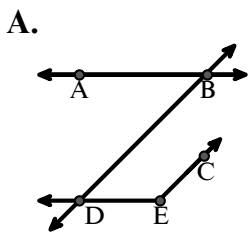
8. _____

9. _____

10. _____

11. _____

12. _____





Соотнесите описание сверху с визуальным аналогом снизу.

- 1) Прямой ADE
- 2) \overleftrightarrow{AB} параллельна \overleftrightarrow{CD}
- 3) \overleftrightarrow{AD} пересекает \overleftrightarrow{BC} at point E
- 4) \overline{BE} пересекает \overleftrightarrow{CD}
- 5) \overleftrightarrow{AB} пересекает $\angle BCD$ at point B
- 6) Острый BDE
- 7) \overleftrightarrow{AC} перпендикулярна(рен) \overleftrightarrow{AD}
- 8) \overleftrightarrow{AB} пересекает \overleftrightarrow{AD}
- 9) \overleftrightarrow{BD} пересекает \overline{CE}
- 10) \overleftrightarrow{AC} параллельна \overleftrightarrow{EB}
- 11) D серединная точка CE
- 12) \overleftrightarrow{AE} пересекает \overleftrightarrow{DB}

ОТВЕТЫ

1. **E**
2. **H**
3. **K**
4. **F**
5. **C**
6. **A**
7. **J**
8. **L**
9. **D**
10. **G**
11. **B**
12. **I**

The diagrams are as follows:

- A:** Two horizontal lines with points A, B on the top and D, E on the bottom. A diagonal line passes through B and D. A shorter diagonal line segment connects C and E.
- B:** A vertical line with points A, B, C, D, E from top to bottom. A diagonal line passes through A and E.
- C:** A triangle with vertices A, B, C. A horizontal line passes through B, C, D.
- D:** A vertical line with points A, B, D, C from top to bottom. A horizontal line segment connects A and B. A horizontal line segment connects C and E.
- E:** A quadrilateral with vertices A, B, C, D. A vertical line passes through A and D. A horizontal line passes through B and E.
- F:** Two intersecting lines. One line has points A, C, E. The other has points B, D, F.
- G:** A vertical line with points A, C, E from top to bottom. A horizontal line passes through A and B. A diagonal line passes through C and E.
- H:** Two horizontal lines. The top one has points A, B. The bottom one has points C, D.
- I:** A vertical line with points A, C, E from top to bottom. A horizontal line passes through B, C, D.
- J:** Two horizontal lines. The top one has points A, C. The bottom one has points D, B.
- K:** Two intersecting lines. One line has points A, C, E. The other has points B, D.
- L:** A vertical line with points A, D from top to bottom. A horizontal line passes through A and B. A horizontal line segment connects C and D.