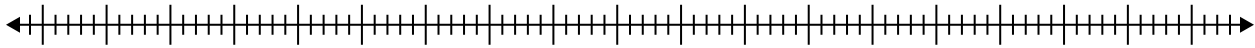


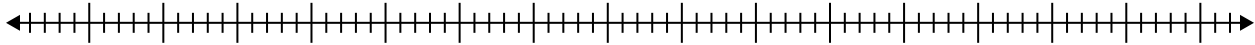


Создайте ящичковую диаграмму по набору чисел.

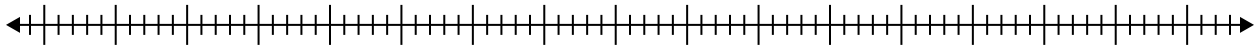
- 1) 52, 70, 21, 22, 47, 25, 70, 32, 89, 90, 96, 29, 39



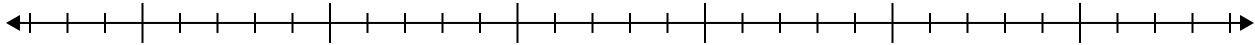
- 2) 65, 37, 30, 30, 75, 79, 87, 61



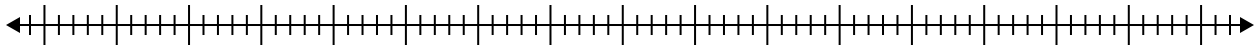
- 3) 79, 91, 61, 29, 60, 88, 32, 97



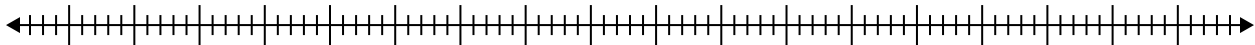
- 4) 8, 5, 12, 13, 14, 5, 10, 12, 17, 8



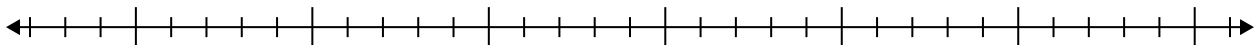
- 5) 92, 30, 23, 45, 62, 90, 90



- 6) 69, 23, 61, 38, 84, 71, 94, 91, 69



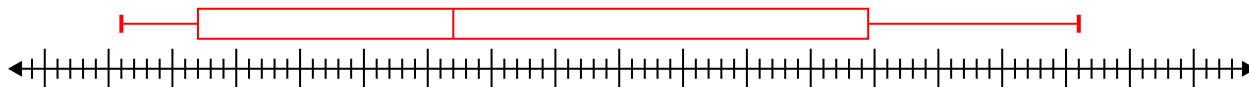
- 7) 18, 7, 13, 11, 6, 13, 19



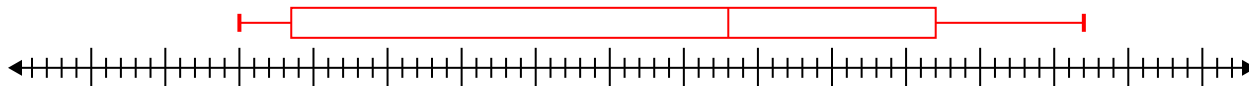


Создайте ящичковую диаграмму по набору чисел.

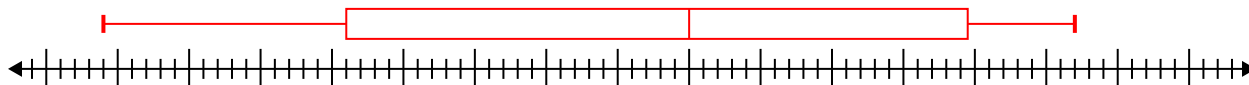
- 1) 52, 70, 21, 22, 47, 25, 70, 32, 89, 90, 96, 29, 39 Мин=21 Макс=96 q1=27 Q2=47 q3=79.5



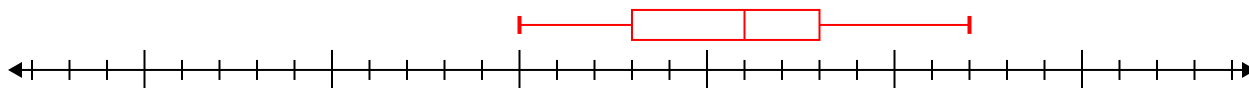
- 2) 65, 37, 30, 30, 75, 79, 87, 61 Мин=30 Макс=87 q1=33.5 Q2=63 q3=77



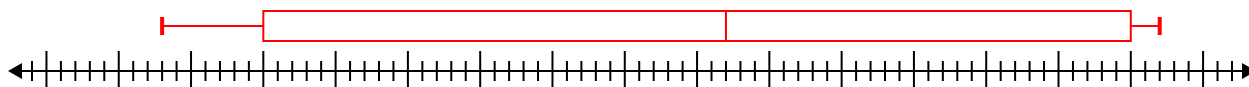
- 3) 79, 91, 61, 29, 60, 88, 32, 97 Мин=29 Макс=97 q1=46 Q2=70 q3=89.5



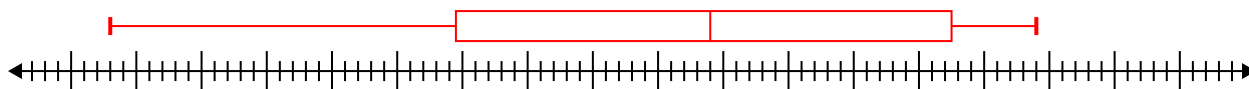
- 4) 8, 5, 12, 13, 14, 5, 10, 12, 17, 8 Мин=5 Макс=17 q1=8 Q2=11 q3=13



- 5) 92, 30, 23, 45, 62, 90, 90 Мин=23 Макс=92 q1=30 Q2=62 q3=90



- 6) 69, 23, 61, 38, 84, 71, 94, 91, 69 Мин=23 Макс=94 q1=49.5 Q2=69 q3=87.5



- 7) 18, 7, 13, 11, 6, 13, 19 Мин=6 Макс=19 q1=7 Q2=13 q3=18

